

DATA COLLECTION AND ANALYSIS BY **afmc**

**ARKANSAS DEPARTMENT OF HUMAN SERVICES**



# About the Survey

Adult Medicaid (enrollees at least 18 years old as of December 31, 2023) is one of the Arkansas Medicaid's primary health plans, providing medical services for Arkansans in need. Arkansas Medicaid, in partnership with Arkansas Foundation for Medical Care (AFMC), is continuously improving the care provided to Medicaid members of all ages in an effort to build a healthier future for all Arkansans.

To determine which services Arkansas Medicaid beneficiaries use and how they evaluate the Adult Medicaid program, the state Division of Medical Services (DMS) of the Arkansas Department of Human Services, the division that operates Medicaid in Arkansas, has contracted with AFMC to survey beneficiaries about the services the Adult Medicaid program provides and the services beneficiaries received.

The surveys ask questions about beneficiaries' satisfaction with their personal doctor, recent health care received, experiences with the Medicaid program and demographics. Data collection occurred from March 2024 through May 2024. The baseline survey of Medicaid beneficiaries was conducted by AFMC in 1998. This is the 15th survey of this population.



# Survey Response Rates



2024	ADULT
Total mailing sent	2,430
Ineligible: According to population criteria*	7
Ineligible: Language barrier*	0
Ineligible: Mentally or physically incapacitated*	2
Ineligible: Deceased*	3
Invalid address*	363
Analyzable sample size	2,055
Refusal	0
Eligible but incomplete (3 of 5 NCQA required questions were not answered)**	8
Nonresponse***	1,514
Analyzable surveys returned	533
Analyzable response rate	25.9%

\*Excluded from response rate denominator

\*\*An eligible but incomplete disposition code is assigned to received surveys that have not answered at least 3 of 5 specified questions as indicated in HEDIS MY 2023 Volume 3 Specifications for Survey Measures. These surveys are not included in the analyzable surveys returned.

\*\*\*Does not include invalid addresses

Adult beneficiaries are 18 or older as of 12/31/23

# Overall Quality and Satisfaction

Survey participants were asked to rate their satisfaction with their personal doctor, any specialists they might have seen, overall quality of care and the Adult Medicaid program in general on a scale from 0 (worst possible) to 10 (best possible). Below are the average scores of satisfaction of all responses received and the percentages of participants who indicated a high degree of satisfaction (8 or higher).

## ADULT

AVERAGE SCORE	2024	2023	2021
Personal doctor	8.7	8.6	8.4
Specialist	8.5	8.6	8.6
Quality of care	7.8	8.1	7.8
Adult Medicaid	7.6	7.6	7.2

## ADULT

PERCENT	2024	2023	2021
Personal doctor	80%	80%	75%
Specialist	77%	80%	80%
Quality of care	65%	71%	63%
Adult Medicaid	63%	62%	57%





# Self-Reported Utilization Rates


This section of the survey asked respondents about the Adult Medicaid services they had used in the last six months.

Percentage of respondents who reported:

2024	ADULT
Visiting the doctor at least once*	75%
Seeking medical care for regular/routine health care needs*	71%
Needing medical care for illness/injury	50%
Seeking specialist care	50%
Having a high number of doctor visits (3 or more visits)*	44%

2023	ADULT
Visiting the doctor at least once*	71%
Seeking medical care for regular/routine health care needs*	68%
Needing medical care for illness/injury	41%
Seeking specialist care	49%
Having a high number of doctor visits (3 or more visits)*	41%

\* Visits include in person, by phone, or by video

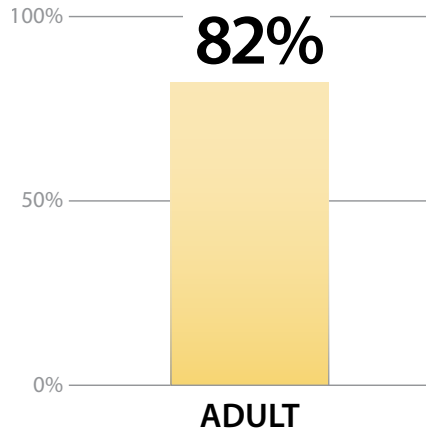


# Getting the Care You Need



**82 percent of adult beneficiaries** reported that they usually or always:

- saw a specialist that they needed to see.
- got the care, tests or treatment they thought they needed.

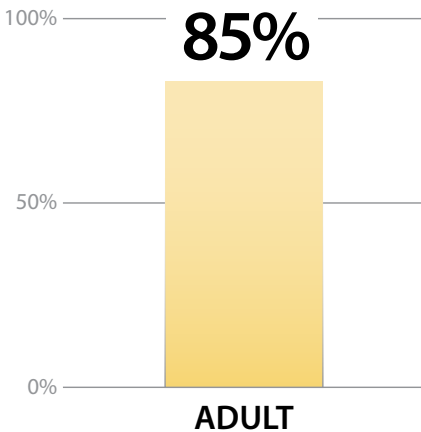





# Getting Care Without Long Waits

**85 percent of adult beneficiaries** reported that they usually or always:

- received care as soon as they thought they needed, when they needed care right away.
- received an appointment as soon as they thought they needed.



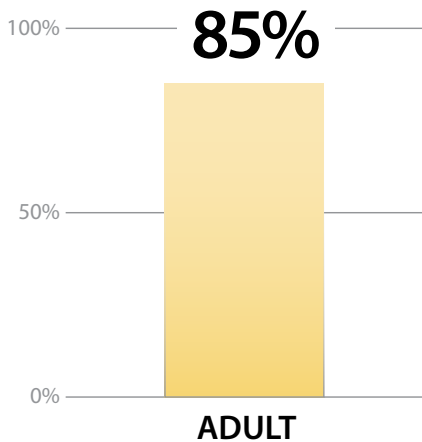


# Customer Service


The survey also asked beneficiaries about their experiences with Adult Medicaid customer service.

**85 percent of adult** surveyed said that Adult Medicaid customer service staff:

- treated them with courtesy and respect.
- was as helpful as they thought the staff should be.





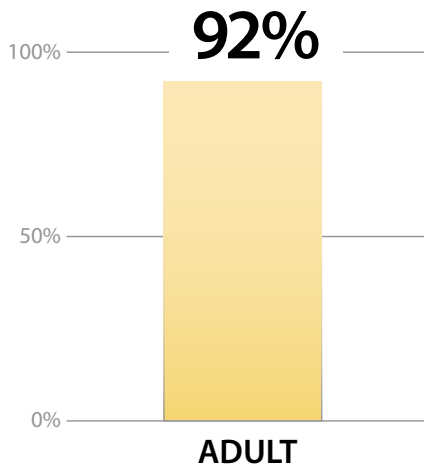


# Provider/Patient Communication

Communication between doctors and their patients is vital. This portion of the survey asked participants about their interactions with their health care provider.

**92 percent of adult** agreed that their doctor always or usually:

- listened carefully to them.
- explained things in an understandable way.
- showed respect for what they had to say.
- spent enough time with them.





# About AFMC

AFMC provides utilization review and quality assurance services for Adult Medicaid and other waived managed care programs.

Community-based and clinically oriented, AFMC works collaboratively with health care plans, providers, facilities and physicians to identify opportunities for improvement and encourage innovation in health care. AFMC strives to ensure health care quality in a meaningful and effective way by initiating quality improvement projects and disseminating information about best practices.


## FOR MORE INFORMATION, CONTACT:

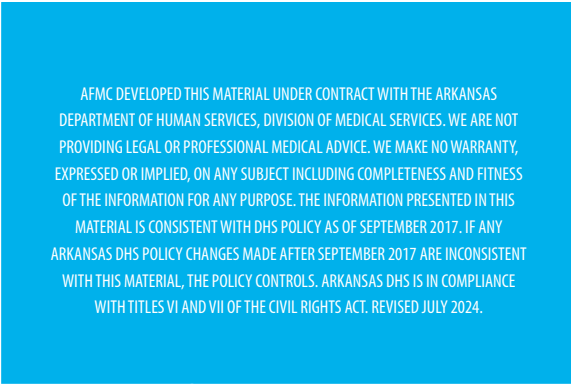





Healthy People. Healthy Businesses.  
Healthy Communities.

1020 W. 4th St., Suite 400  
Little Rock, AR 72201  
501-212-8600  
Toll free: 1-888-987-1200







AFMC DEVELOPED THIS MATERIAL UNDER CONTRACT WITH THE ARKANSAS DEPARTMENT OF HUMAN SERVICES, DIVISION OF MEDICAL SERVICES. WE ARE NOT PROVIDING LEGAL OR PROFESSIONAL MEDICAL ADVICE. WE MAKE NO WARRANTY, EXPRESSED OR IMPLIED, ON ANY SUBJECT INCLUDING COMPLETENESS AND FITNESS OF THE INFORMATION FOR ANY PURPOSE. THE INFORMATION PRESENTED IN THIS MATERIAL IS CONSISTENT WITH DHS POLICY AS OF SEPTEMBER 2017. IF ANY ARKANSAS DHS POLICY CHANGES MADE AFTER SEPTEMBER 2017 ARE INCONSISTENT WITH THIS MATERIAL, THE POLICY CONTROLS. ARKANSAS DHS IS IN COMPLIANCE WITH TITLES VI AND VII OF THE CIVIL RIGHTS ACT. REVISED JULY 2024.